

THE INFORMATION ON THIS DOCUMENT IS THE PROPERTY OF BHARAT HEAVY ELECTRICALS LIMITED. IT MUST NOT BE USED DIRECTLY OR INDIRECTLY IN ANY WAY DETRIMENTAL TO THE INTEREST OF THE COMPANY

FIRST ANGLE PROJECTION

(ALL DIMENSIONS ARE IN mm)

TB-3-404-316-004
DRG. NO.

6

5

4

3

2

1

F

E

D

C

B

A

F

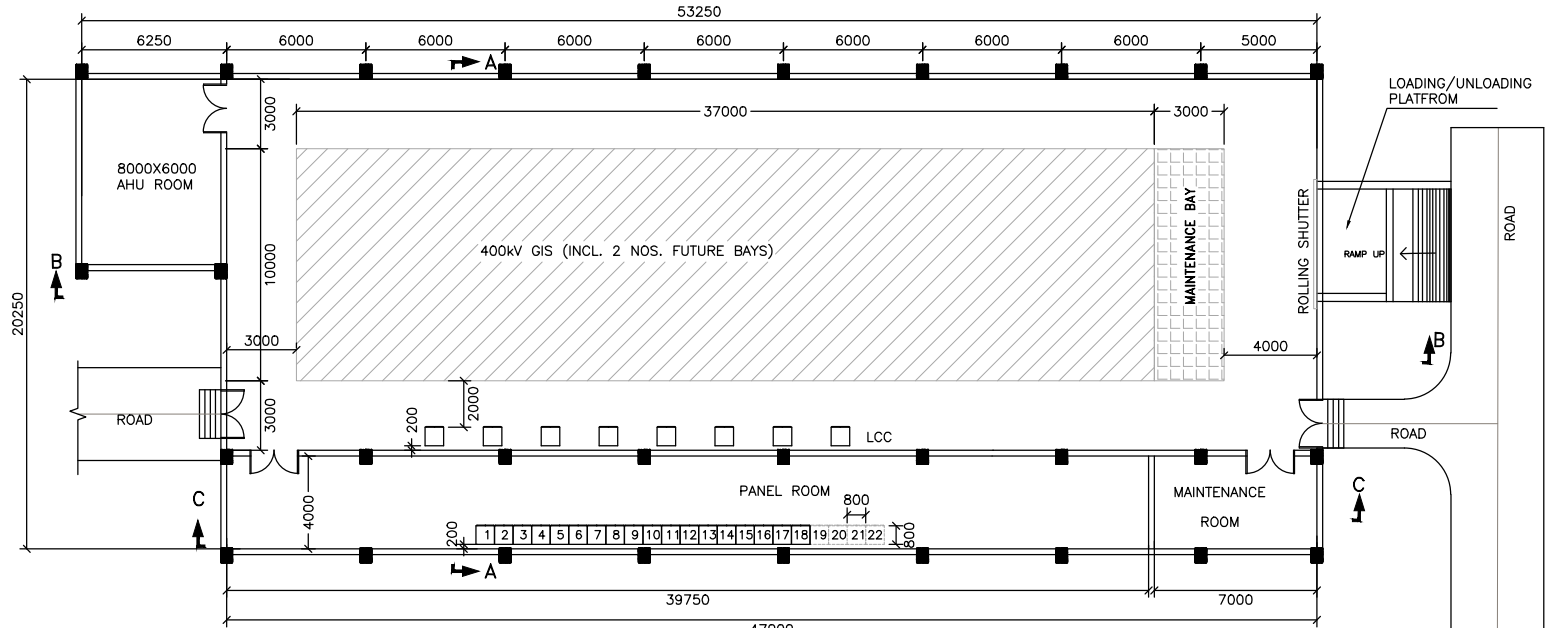
E

D

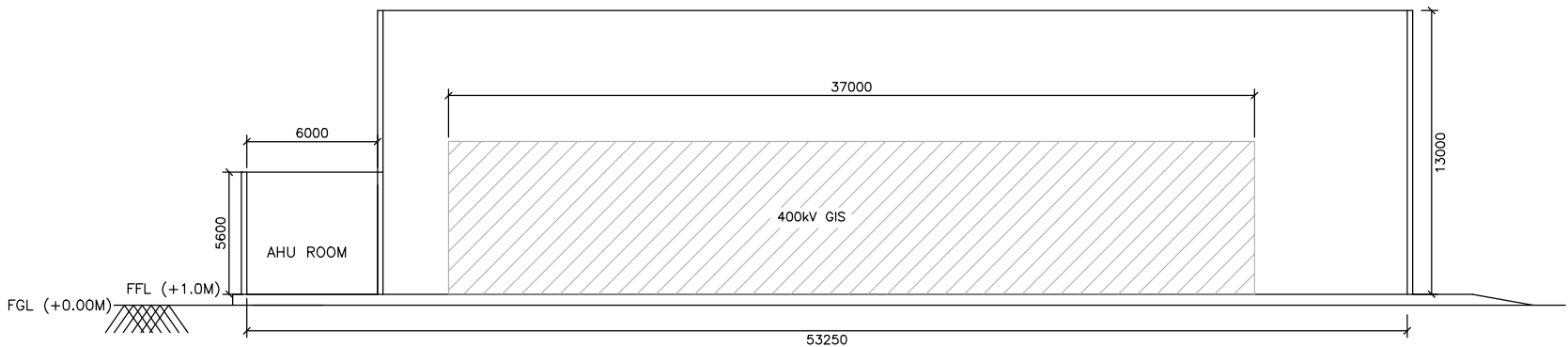
C

B

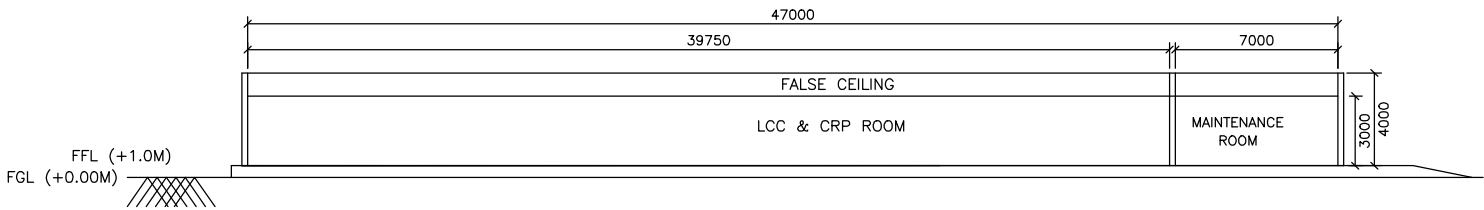
A



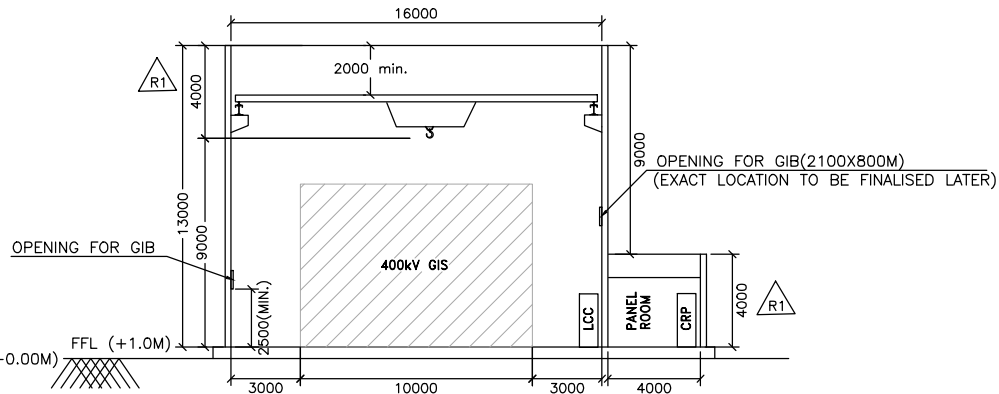
GIS BUILDING PLAN



SECTION B-B



SECTION C-C



SECTION A-A

NOTE:-

1. ALL DIMENSIONS ARE IN MM AND MINIMUM CLEAR DIMENSIONS.
2. GIS ROOM SHALL BE PROVIDED WITH DUCTED VENTILATION .
3. FINAL LOCATION OF CABLE TRENCH ENTRY SHALL BE AS PER APPROVED TRENCH LAYOUT.
4. DOOR SHALL BE 2500(H)x1500(W) IN SIZE.
5. ROLLING SHUTTER SHALL BE 5500(H)x4500(W) IN SIZE.
6. CAPACITY OF EOT CRANE - 10T

REFERENCE:-

1. OVERALL GENERAL ARRANGEMENT DRAWING : TB-0-375-316-002

REFERENCE DRG.:-- TENDER SINGLE LINE DIAGRAM 400/220/132kV GIS S/S

PROJECT:
400/220/132kV GIS SUBSTATION AT RASARA, BALLIA (U.P.)

CUSTOMER:
UTTAR PRADESH TRANSMISSION CORPORATION LIMITED

BHARAT HEAVY ELECTRICALS LTD.
TRANSMISSION BUSINESS GROUP
NOIDA

NAME	SIGN.	DATE	NO.OF VAR.
DRN. PK		21.09.18	
CHD. MM/DKM			N.A.
APPD. AG			

DEPT. TBG CODE	UNTOL. CR. DIMS. g/w/f	SCALE N.T.S	WEIGHT (KG) N.A.	REF. TO ASSY. DRG. N.A.	ITEM NO. N.A.	NO.OF ITEMS N.A.
----------------	------------------------	-------------	------------------	-------------------------	---------------	------------------

TITLE CONCEPTUAL DRAWING FOR 400kV GIS BUILDING	CARD CODE NA	DRG.NO. TB-3-404-316-004	REV. 01
SHT. No 01		NO. OF SHT. --	

REV.	DATE	ALTERED	REV.	DATE	ALTERED	REV.	DATE	ALTERED	REV.	DATE	ALTERED
		CHD/APPD			CHD/APPD			CHD/APPD			CHD/APPD
ZONE			ZONE			ZONE			ZONE		

8

7

6

5

4

3

2

1

SIZE-A3